



Panorama Surveys



Distance Learning & Community Needs

Surveys administered to:
Students, Staff & Families

June 2020

Panorama Student Survey

- ❖ Needs with Distance Learning
- ❖ Daily Habits
- ❖ Distance Learning Environment

529 Student Responses (Grades 6-12)



Feedback Surveys

Student Survey

High Level Overview:

- ❖ Access to school work online
(90% of students reported consistent access to online work)
- ❖ Support from teachers
(59% of students reported teachers were quite/extremely helpful in supporting learning needs)
- ❖ Time spent on learning
(70% of students reported spending quite a bit or some time of the day on learning)
- ❖ Rigor and challenging schoolwork
(20% reported assigned schoolwork was challenging)
- ❖ Access to an adult at home to help complete assignments
(34% reported having consistent access to an adult at home to assist with work)



Student Survey



What's Working Well:

- ❖ Teachers maintaining connections and being supportive to students
- ❖ Teacher offices hours allow students to access support
- ❖ Work is easily accessible online

Challenges:

- ❖ Not having immediate access to teachers to explain assignments/answer questions
- ❖ Ability to focus on work and maintain motivation

Suggestions:

- ❖ Increased opportunities for interaction with teachers/peers (google meets)
- ❖ More synchronous or pre-recorded lectures
- ❖ Better coordinate workload across various teachers
- ❖ Ensure students have access to materials to complete assignments
- ❖ Provide more feedback on completed assignments

Panorama Family Survey



Feedback Surveys

- ❖ Community Needs
- ❖ Distance Learning Environment
- ❖ Daily Habits

1,117 Family Responses

Family Survey



High Level Overview:

- ❖ Housing & food stability
(94% of families reported having stable housing and food)
- ❖ Concern for children's social emotional well-being
(40% of families reported being concerned about their children's social emotional well-being)
- ❖ Concern about children's learning
(68% of families reported concern for their children's learning)
- ❖ Ability to stay focused on schoolwork
(60% of families reported focusing on schoolwork was a challenge for their children)
- ❖ Access to an adult at home to help complete assignments
(35% of families reported children had consistent access to an adult at home to assist with schoolwork)

Family Survey

What's Working Well:

- ❖ Teachers maintaining connections with students
- ❖ Teachers being supportive, patient and flexible with students
- ❖ Strong communication between teachers and students/families
- ❖ Synchronous/live class meetings
- ❖ Teacher Office Hours for providing support/assistance

Challenges:

- ❖ Lack of student engagement/motivation
- ❖ Difficulty maintaining focus
- ❖ Limited access to and guidance from teachers
- ❖ Lack of structure/routine for school day



Family Survey



Suggestions:

- ❖ Streamline district communication
- ❖ More interactive learning opportunities
- ❖ More synchronous teaching/“facetime” with teachers
- ❖ More small group instruction
- ❖ Increase consistency in schedule and workload across schools
- ❖ Increase access to related services (speech/ABA, etc.)
- ❖ Provide class schedule/assignments in advance so parents/students can better plan
- ❖ More communication and feedback from teachers on completed work
- ❖ More resources for parents to better support their children’s learning
- ❖ Increase supports for special education students
- ❖ Increase in the amount and substance of schoolwork

Panorama Teacher/Staff Survey



Feedback Surveys

- ❖ Collaboration with Distance Learning
- ❖ Professional Needs with Distance Learning
- ❖ Well-being and SEL

563 Teacher Responses

Teacher/Staff Survey



High Level Overview:

- ❖ Collaboration among staff
(84% of teachers reported strong collaboration with colleagues)
- ❖ Access to technology needed to complete work
(93% of teachers reported having access to needed technology)
- ❖ Ability to provide rigorous distance instruction
(25% of teachers reported feeling quite/extremely confident in ability to provide rigorous instruction)
- ❖ Students' ability to complete assigned work
(17% of teachers reported feeling quite/extremely confident in students' ability to complete work)
- ❖ Ability to help students requiring the most academic support
(9% of teachers reported feeling quite/extremely confident in ability to support high needs students)

]Teacher/Staff Survey



Professional Development & Supports Needs

- ❖ Training on technology tools/strategies
(CANVAS, Google Classroom, making instructional videos, etc.)
- ❖ Tools/strategies to increase student engagement remotely
- ❖ Tools/strategies on fostering classroom community remotely
- ❖ Training and increased supports to better support students with significant learning needs
- ❖ Training and increased supports to better support students with social, emotional and/or behavioral health needs



Framingham

Community Needs Survey
Spring 2020



Report created by
Panorama Education



Summary

Topic Description	Results
Community Needs	77%
Daily habits	24%
Distance learning environment	65%

1,117 responses

Community Needs

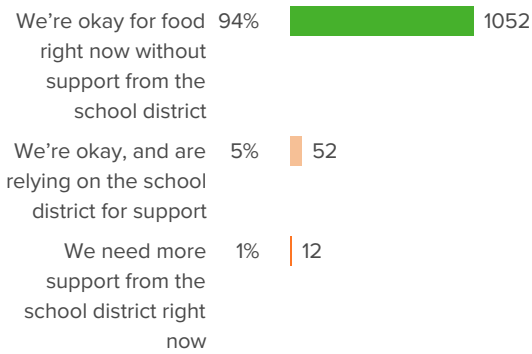
Your average

77%

1,117 responses

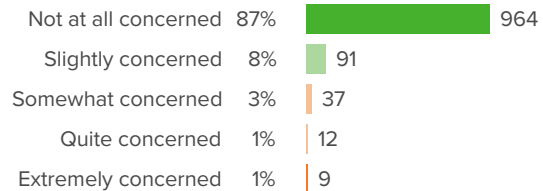
How did people respond?

Q.1: What best describes your family's food situation?



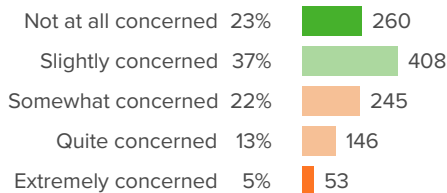
Favorable: **94%**

Q.2: How concerned are you about your family's housing situation?



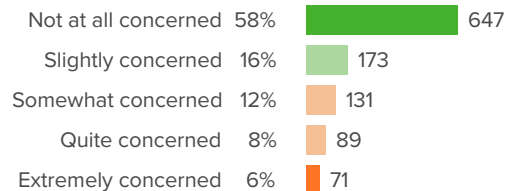
Favorable: **95%**

Q.3: How concerned are you about your child's social or emotional well-being?



Favorable: **60%**

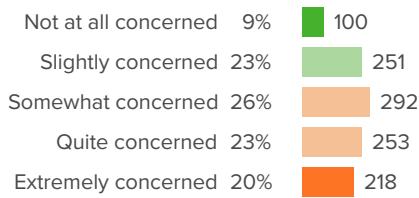
Q.4: How concerned are you about child care?



Favorable: **74%**

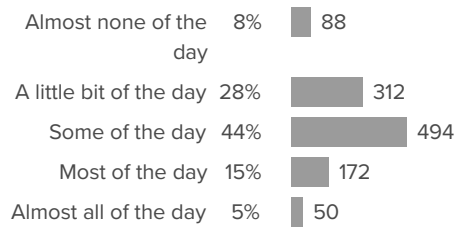


Q.5: How concerned are you about your child's learning while school is closed?

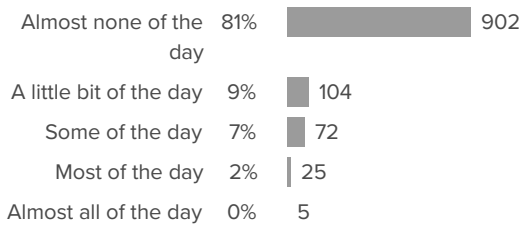


Favorable: **32%**

Q.6: How much of the day is your child participating in learning activities from their school?



Q.7: How much of the day is your child caring for another family member?



Q.8: Does your child have reliable access to a tablet, laptop, or computer?

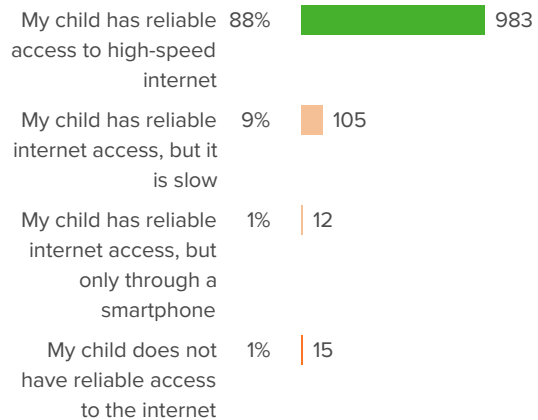


Favorable: **97%**

Q.9: Does your child have reliable access to a smartphone?



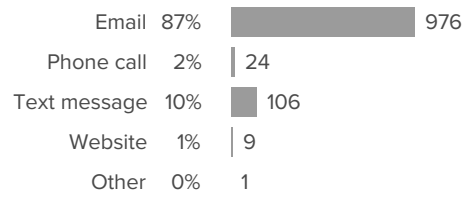
Q.10: What best describes your child's typical internet access?



Favorable: **88%**



Q.11: What is the best way for us to share information with you?





Daily habits

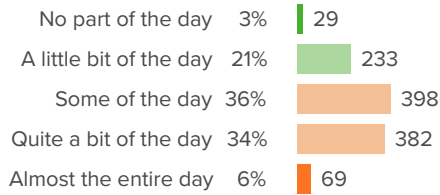
Your average

24%

1,117 responses

How did people respond?

Q.1: How much of your child's day do they spend using a smartphone, tablet, or computer that wasn't school related?



Favorable: **24%**



Distance learning environment

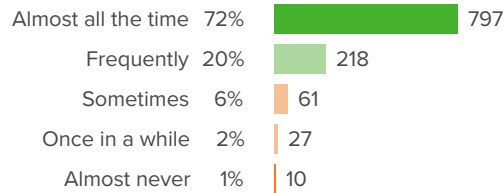
Your average

65%

1,117 responses

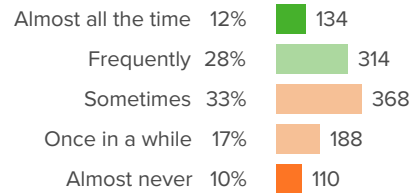
How did people respond?

Q.1: How often is your child able to access school work that is online?



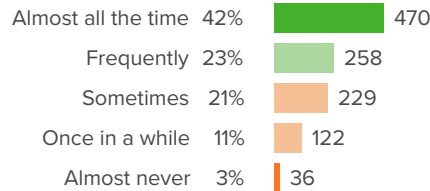
Favorable: **91%**

Q.2: In the past few days, how often has your child stayed focused when doing schoolwork at home?



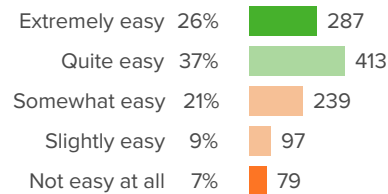
Favorable: **40%**

Q.3: How often is an adult available at home to help your child complete assignments?



Favorable: **65%**

Q.4: How easy is it for your child to use the distance learning tools your school provided (Video calls, Google sites, learning applications, etc.)?



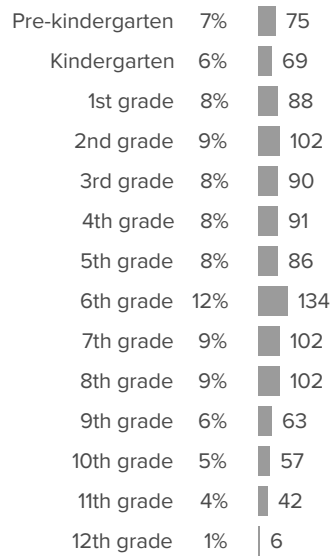
Favorable: **63%**



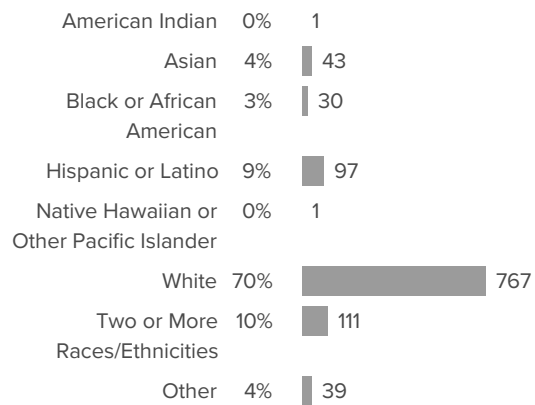
Background Questions

How did people respond?

Q.1: What grade is your child in?



Q.2: What is your child's race/ethnicity?





Framingham

Grades 6-12
Spring 2020



Report created by
Panorama Education



Summary

Topic Description	Results
Daily habits	56%
Distance learning environment	52%
Needs with distance learning	68%

529 responses

Daily habits

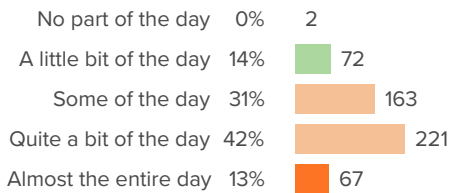
Your average

56%

529 responses

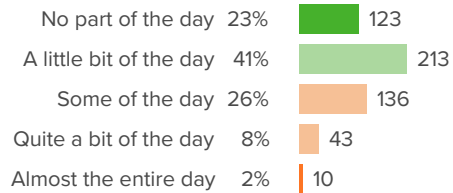
How did people respond?

Q.1: How much of your day did you spend using a smartphone, tablet, or computer that wasn't school related?



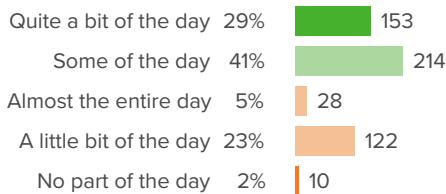
Favorable: **14%**

Q.2: How much of your day did you spend watching television?



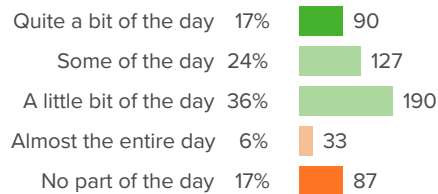
Favorable: **64%**

Q.3: How much of your day did you spend learning or completing schoolwork?



Favorable: **70%**

Q.4: How much of your day did you spend talking to a friend from school?



Favorable: **77%**

Distance learning environment

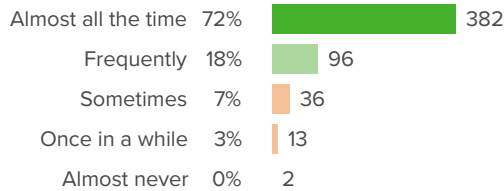
Your average

52%

529 responses

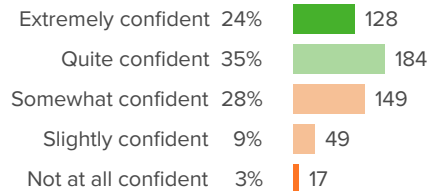
How did people respond?

Q.1: How often are you able to access your schoolwork that is online?



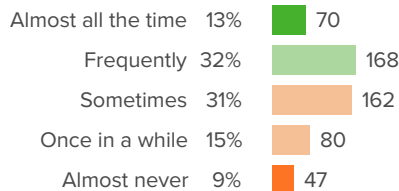
Favorable: **90%**

Q.2: How confident are you that you can complete your assigned schoolwork this month?



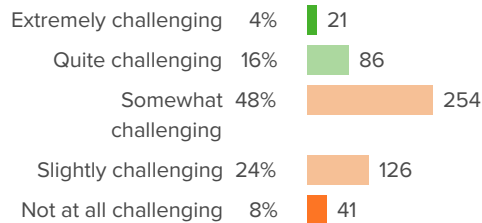
Favorable: **59%**

Q.3: In the past few days, how often have you stayed focused when doing schoolwork at home?



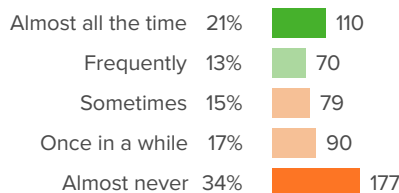
Favorable: **45%**

Q.4: In the past few days, how challenging has your schoolwork been?



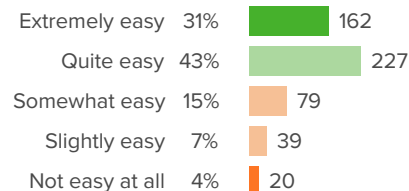
Favorable: **20%**

Q.5: How often do you have an adult at home who helps you complete assignments?



Favorable: **34%**

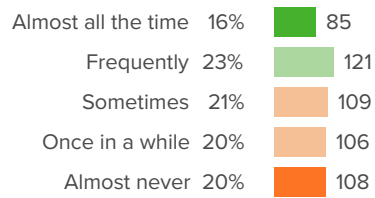
Q.6: How easy is it for you to use the distance learning tools your school provided (Video calls, Google sites, learning applications, etc.)?



Favorable: **74%**

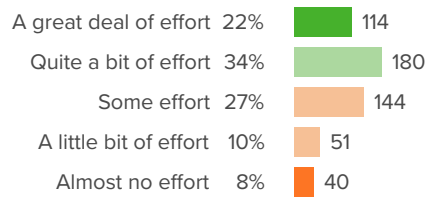


Q.7: In the past few days, how often have you talked with your classmates?



Favorable: **39%**

Q.8: In the past few days, how much effort have you put into your classes?



Favorable: **56%**

Needs with distance learning

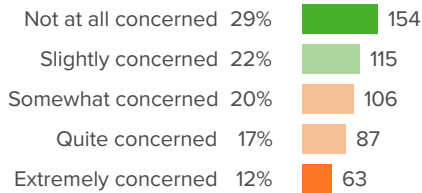
Your average

68%

529 responses

How did people respond?

Q.1: How concerned are you about the health of your family?



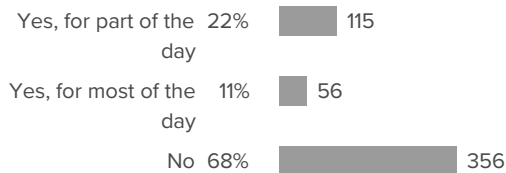
Favorable: **51%**

Q.2: In the past few days, did you ever eat less than you felt you should because there wasn't enough food?

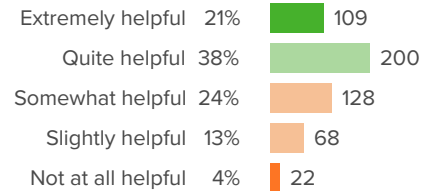


Favorable: **94%**

Q.3: During the day, are you taking care of anyone in your family such as siblings, parents and/or grandparents?

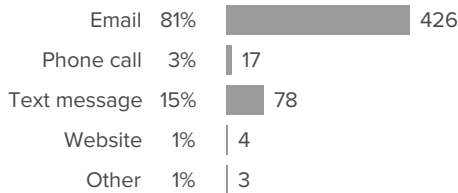


Q.4: How helpful are your teachers in supporting your learning right now?



Favorable: **59%**

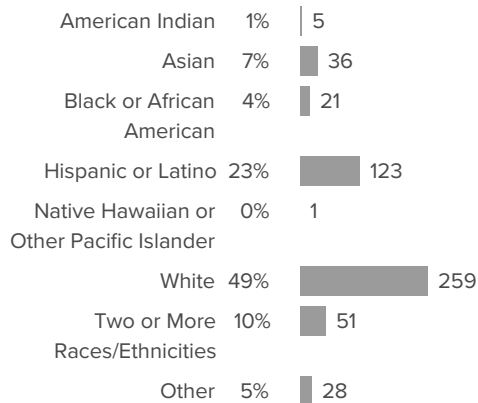
Q.5: If your teacher needs to reach you, what is the easiest way to stay in touch?



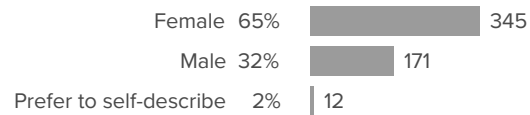
Background Questions

How did people respond?

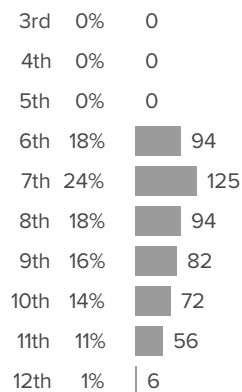
Q.1: What is your race or ethnicity?



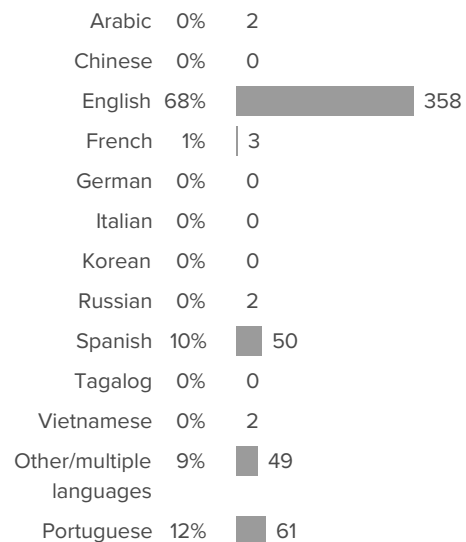
Q.2: What is your gender?



Q.3: What grade are you in?



Q.4: What language do you mostly speak at home?





Framingham

Staff Distance Learning and Well-Being/SEL Survey
Spring 2020



Report created by
Panorama Education



Summary

Topic Description	Results
Collaboration with Distance Learning	63%
Professional Needs With Distance Learning	46%

563 responses



Collaboration with Distance Learning

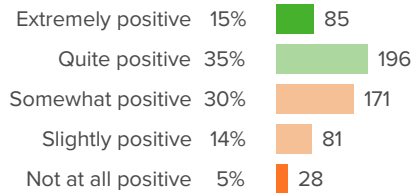
Your average

63%

563 responses

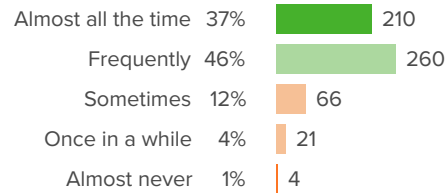
How did people respond?

Q.1: In the past week, how positive have the attitudes of your colleagues been?



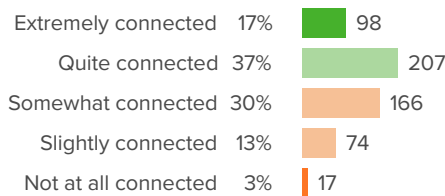
Favorable: **50%**

Q.2: In the past week, how often have you interacted with colleagues through telecommunication (phone call, email, social media, video meeting, etc)?



Favorable: **84%**

Q.3: In this moment, how connected do you feel to your colleagues?



Favorable: **54%**



Professional Needs With Distance Learning

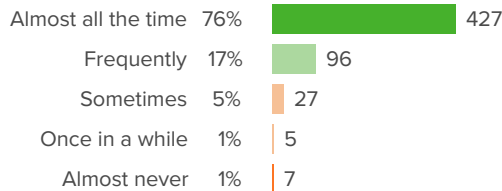
Your average

46%

563 responses

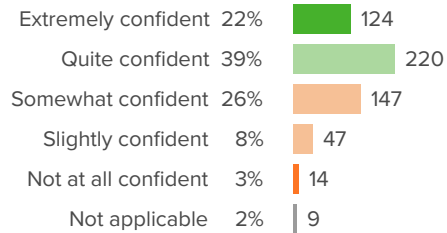
How did people respond?

Q.1: In the past week, how often have you had access to the technology you need to complete your work?



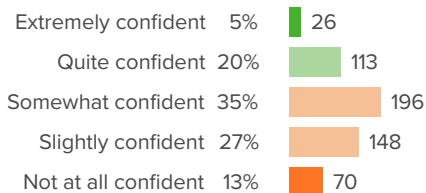
Favorable: **93%**

Q.2: How confident do you feel using the technology tools your school has to support distance learning?



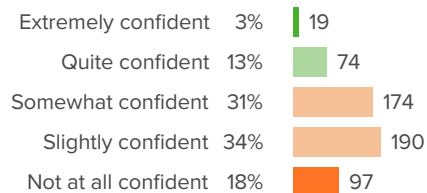
Favorable: **62%**

Q.3: How confident do you feel that you can provide rigorous distance instruction?



Favorable: **25%**

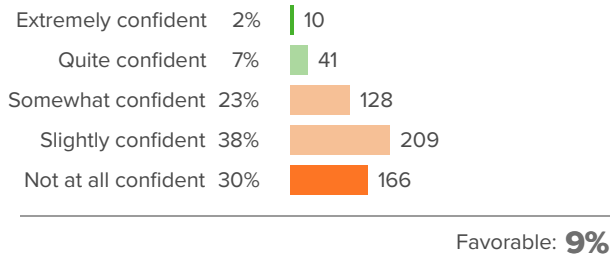
Q.4: How confident are you that your students can complete the work that's being assigned during this period?



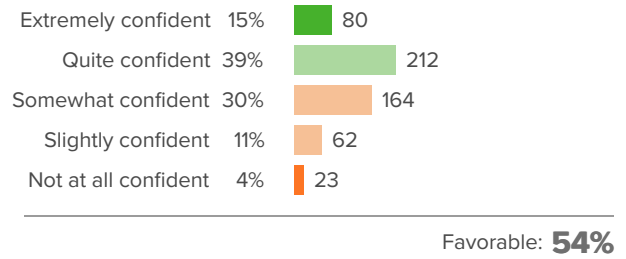
Favorable: **17%**



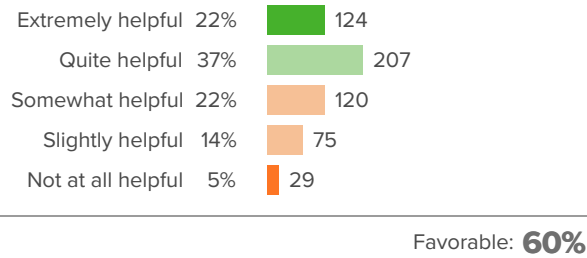
Q.5: For your students who need the most academic support, how confident are you that you can help those students in a distance learning setting?



Q.6: How confident are you that you can help your most academically advanced students in a distance learning setting?



Q.7: How helpful have your school leaders been in resolving challenges related to distance learning?





Well-Being and SEL

How did people respond?

Q.1: What is your biggest barrier in effectively working from home?

