



School Safety

Student Advisory Council

26 February 2020



Meeting with Mr. Penrod - Safety & Security





- Locker Rooms
 - Managed by Athletic Department
 - Monitored and Locked during class
- Security Cameras
 - Currently about 80 at FHS
 - Increasing number in upcoming years
 - Several positioned around each Fire Alarm
- Campus Aides
 - 2 Full-time aides
 - Monitor Hallways
- ALICE Training
 - Implemented to replace Lockdowns / Barricade Shelter in Place
 - Working on incorporating students into training
- ID Check
 - Implemented at FHS in October, early February everywhere else








Student Survey

- Asked questions regarding school safety at FHS
 - Repeated questions from last year
- Sent out to all FHS students via email
- Completed during an extended homeroom
- Translated into Spanish and Portuguese
- Received a total of 1,033 responses (45.2% of students)





What grade are you in?

RESPONSE - FEBRUARY 2020	# OF RESPONSES	PCT.	
Grade 9	357	34.6%	
Grade 10	286	27.7%	
Grade 11	252	24.4%	
Grade 12	138	13.4%	





Overall, how safe do you feel at school?




RESPONSE - FEBRUARY 2020	# OF RESPONSES	PCT.	
1 - Not at all Safe	18	1.7%	
2	36	3.5%	
3	237	22.9%	
4	512	49.6%	
5 - Very Safe	230	22.3%	

Overall, how safe do you feel at school?















RESPONSE - MARCH 2019	# OF RESPONSES	PCT.	
1 - Not at all Safe	16	3.1%	
2	62	12.0%	
3	295	57.1%	
4 - Very Safe	144	27.9%	


Are there parts of the school you try to avoid because you feel unsafe?

RESPONSE - FEBRUARY 2020	# OF RESPONSES	PCT.		
Yes	359	34.8%		 1.7%
No	673	65.2%		 6.2%








RESPONSE - MARCH 2019	# OF RESPONSES	PCT.		
Yes	174	33.7%		
No	305	59.0%		
Prefer not to Say	38	7.4%		

In which parts of the building do you feel unsafe? Check all that apply.











RESPONSE - FEBRUARY 2020	# OF RESPONSES	PCT.		
Bathrooms	515	81.5%		 5.6%
J and K Halls	116	18.4%		 8.1%
The Cafeteria during Lunch	69	10.9%		 9.1%
H Hall / Auditoriums	34	5.4%		 4.0%
Locker Rooms	62	9.8%		 12.0%
Hallways during Passing Time	106	16.8%		 5.6%
In Class	39	6.2%		 1.4%




In which parts of the building do you feel unsafe? Check all that apply.






RESPONSE - MARCH 2019	# OF RESPONSES	PCT.	
Bathrooms	148	87.1%	
J and K Halls	45	26.5%	
The Cafeteria during Lunch	34	20.0%	
H Hall / Auditoriums	16	9.4%	
Locker Rooms	37	21.8%	
Hallways during Passing Time	38	22.4%	
In Class	13	7.6%	

Which times of the day do you feel unsafe at school? Check all that apply.

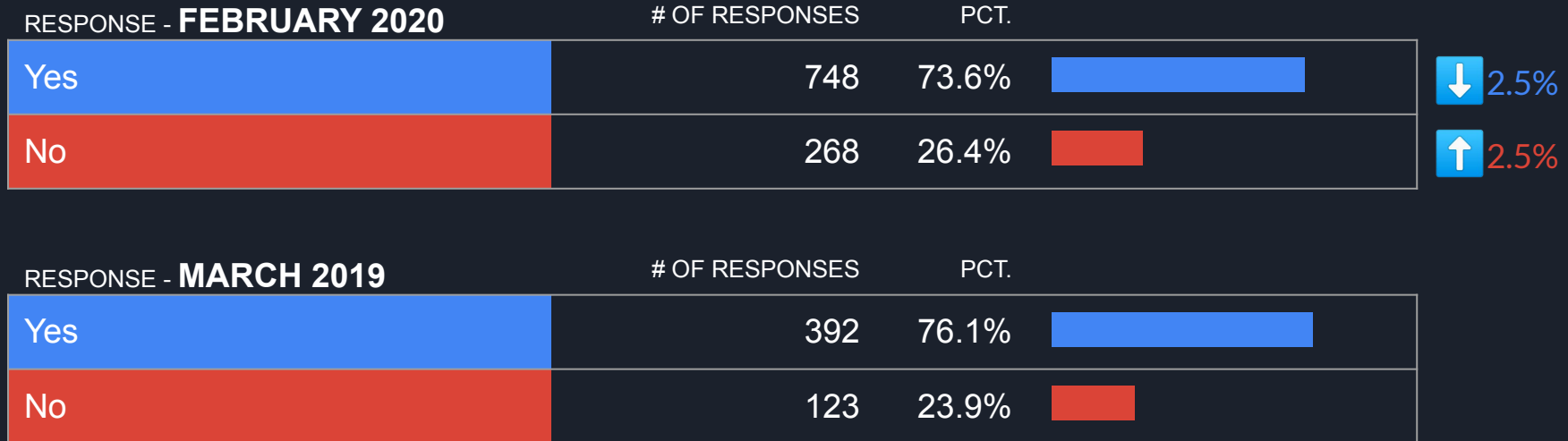
RESPONSE - FEBRUARY 2020	# OF RESPONSES	PCT.		
Before School	53	5.9%		 15.4%
During Lunch	104	11.6%		 22.7%
During Passing Time	193	21.5%		 25.2%
After School	80	8.9%		 13.0%
I Typically Feel Safe at School	632	70.4%		 34.9%



Which times of the day do you feel unsafe at school? Check all that apply.



RESPONSE - MARCH 2019	# OF RESPONSES	PCT.	
Before School	36	21.3%	
During Lunch	58	34.3%	
During Passing Time	79	46.7%	
After School	37	21.9%	
I Typically Feel Safe at School	60	35.5%	

Do you have an adult at FHS that you feel safe talking too?







Do you think propping the bathroom doors open has increased safety at FHS?


RESPONSE - FEBRUARY 2020	# OF RESPONSES	PCT.	
Yes	403	39.6%	
No	615	60.4%	

NOTE: There has been significantly less damage / vandalism in the bathrooms since this policy was implemented.






Do you think having to swipe into the building has increased safety at FHS?

RESPONSE - FEBRUARY 2020	# OF RESPONSES	PCT.	
Yes	743	73.1%	
No	274	26.9%	





Do you find that students behave themselves in the bathrooms?

RESPONSE - FEBRUARY 2020	# OF RESPONSES	PCT.	
Yes	355	35.1%	
No	657	64.9%	







Do you find that students behave themselves in the hallways?

RESPONSE - FEBRUARY 2020	# OF RESPONSES	PCT.	
Yes	699	68.9%	
No	315	31.1%	



How many of your teachers require that you use a pass when leaving the classroom?

RESPONSE - FEBRUARY 2020	# OF RESPONSES	PCT.	
All	532	52.1%	
Most	383	37.5%	
Some	88	8.6%	
None	18	1.8%	



Conclusions

- The results are significantly better now than they were last year
 - Almost twice as many students reported feeling safe at FHS
- The bathrooms are still an area where students express feeling unsafe
- About $\frac{3}{4}$ of students have a teacher they can talk to
- Students support the swipe policy