




This document is official

[Log in](#) to create and rate content, and to follow, bookmark, and share content with other members.

How do I create an account in the Canvas Parent app on my iOS device?

 Document created by **Canvas Doc Team**  on Jul 26, 2018 • Last modified by **Canvas Doc Team**  on Aug 2, 2019

 **Version 7**


 Like • 0  Comment • 0 

In the Canvas Parent app, you can create a Canvas observer account to view student course information. If you already have an account, you can [log in to the Parent app](#).

To link yourself to a student, you will need to enter a student-specific pairing code that will link you to the student. Pairing codes are valid for seven days. Students can [generate pairing codes](#) from their User Settings. Depending on institution permissions, admins and instructors may also be able to generate pairing codes.

For more information on pairing codes, view the [Pairing Codes - Frequently Asked Questions PDF](#) .

Open App



Open your device and tap the **Canvas Parent** icon.

Find Your School



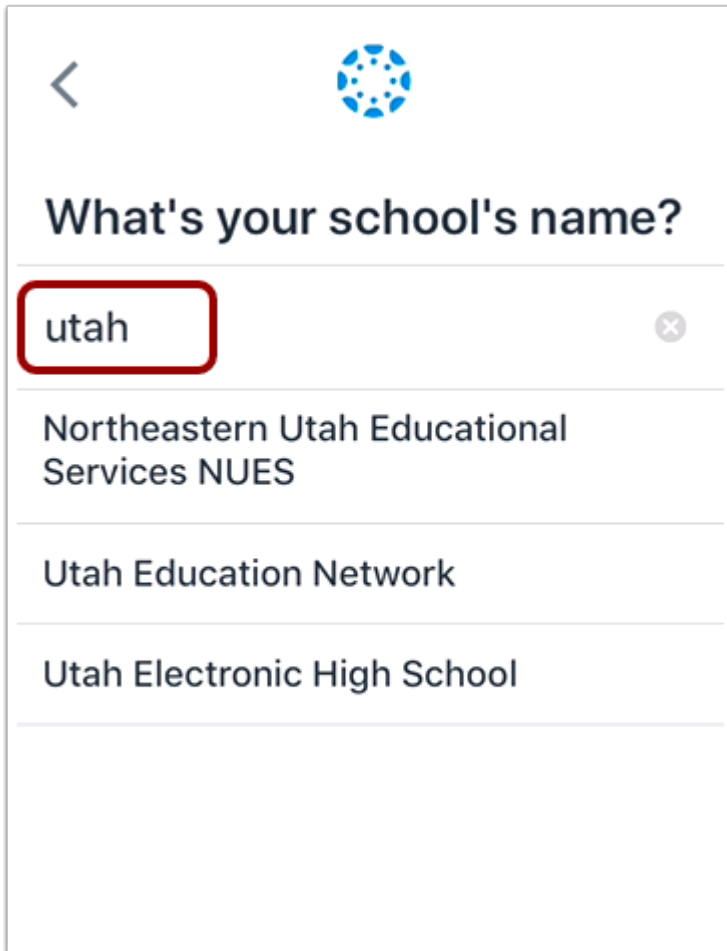
canvas
PARENT

Find my school

We've made a few changes. [See what's new.](#)

To find your institution, tap the **Find my school** button.

Find Institution

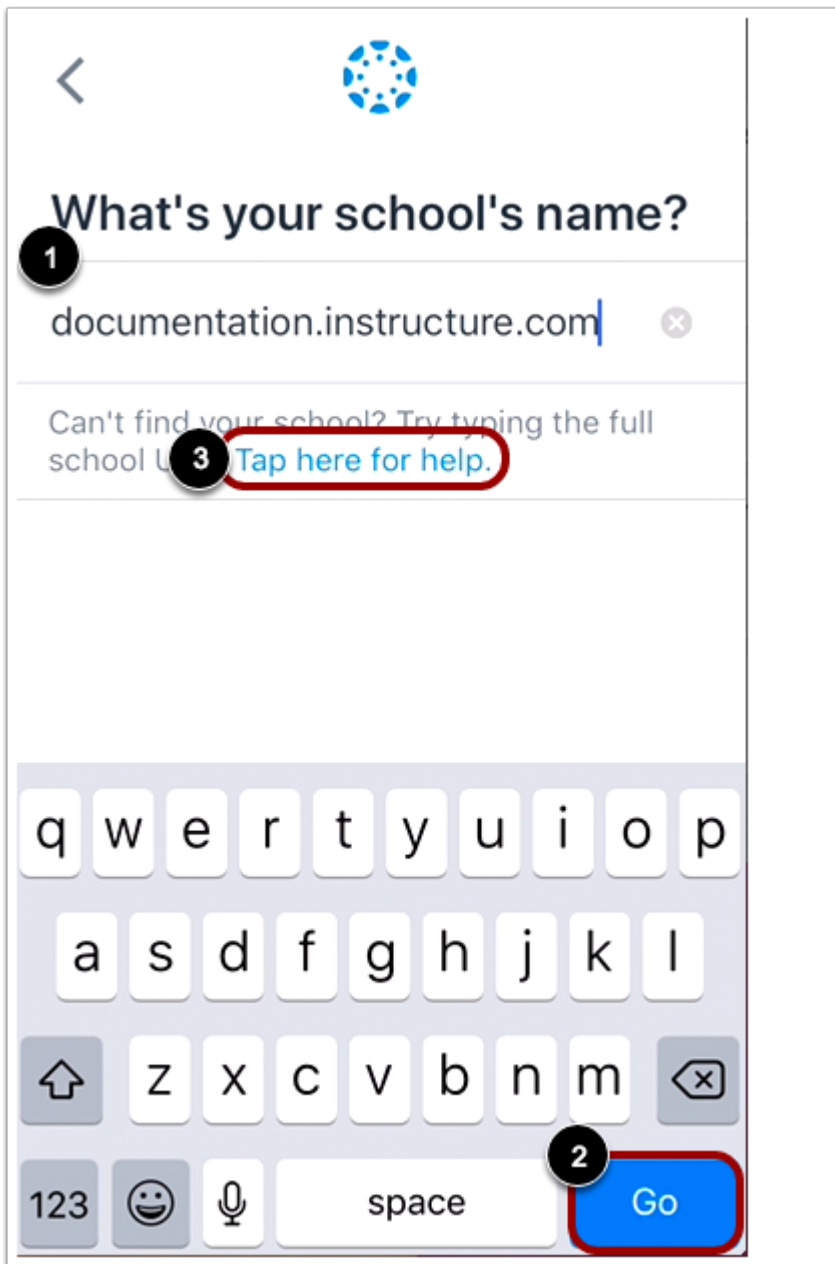


The screenshot shows a mobile application interface for searching school names. At the top left is a back arrow, and at the top center is a blue circular logo with a network pattern. Below the logo is the question "What's your school's name?". A search input field contains the text "utah" and is highlighted with a red rounded rectangle. To the right of the input field is a small grey circle with an "x" icon. Below the input field is a list of search results, each separated by a horizontal line. The results are: "Northeastern Utah Educational Services NUES", "Utah Education Network", and "Utah Electronic High School".

Enter the name of your institution or school district. When the full name appears in the search list, tap the name.

Note: If you are an admin and your school does not appear in the search list, please contact your CSM about mobile smart search.

Enter Canvas URL



You can also log in using your Canvas URL. Enter your institution's Canvas URL in the search field [1]. Then tap the **Go** button on your keyboard [2].

If you don't know your Canvas URL, tap the **Tap here for help** link [3].

Create Account

[Cancel](#) documentation.instructure....



canvas

Email

Password

Log In

[Forgot Password?](#)

Parent of a Canvas User?

 [Create Account](#)

To create an account, tap the **Create Account** link.

Note: If the Create Account link account does not display, your student's institution has disabled creating accounts for observers.

Create Account Credentials

[Cancel](#) documentation.instructure....

Parent Signup

×

Your Name

1

Your Email

2

Password

3

Re-enter Password

4

Student Pairing Code [What is a pairing code?](#)

You agree to the [terms of use](#) and
acknowledge the [privacy policy](#).

Enter your name in the **Your Name** field [1] and email address in the **Your Email** field [2].

Then create a new password by entering it in the **Password** field [3]. Confirm your new password in the **Re-enter Password** field [4].

Enter Pairing Code

Student Pairing Code [What is a pairing code?](#)

You agree to the [terms of use](#) and acknowledge the [privacy policy](#).

Enter the six-digit alphanumeric pairing code for the student you want to link to in the **Student Pairing Code** field.

Notes:

- Students can [generate pairing codes](#) from their User Settings. Depending on institution permissions, admins and instructors may also be able to generate pairing codes.
- After your account is created, you can [link additional students](#) to your account in the Parent app.

Complete Registration

You agree to the [terms of use](#) and acknowledge the [privacy policy](#).

1

2

Cancel Start Participating

To complete your registration, agree to the Terms of Use and Privacy Policy [1]. Then tap the **Start Participating** button [2].

View Parent App

The screenshot shows a mobile application interface for a student named Emily Boone. At the top, there is a blue header with a hamburger menu icon on the left and the student's name 'Emily Boone' with a dropdown arrow on the right. Below the header, the interface is divided into three course sections, each separated by a horizontal line. The first section is for 'Biology 102' (BIO 102) with a grade of 'B+' and a percentage of '87.41%'. The second section is for 'Canvas Course' (Canvas 101) with a grade of 'No Grade'. The third section is for 'History 210' (HIST-210) with a grade of 'C+' and a percentage of '79.92%'. Below the third section, there is a section for 'Intro to Marketing' (M101) with a grade of 'No Grade'. At the bottom of the screen, there is a navigation bar with three icons: a book icon labeled 'Courses', a calendar icon labeled 'Week', and a bell icon labeled 'Alerts'.

View your linked student in the Canvas Parent app.

Previous Topic: [How do I download the Canvas Parent app on my iOS device?](#)

Next Topic: [How do I log in to the Canvas Parent app on my iOS device?](#)

You are here

[Table of Contents](#) > [Observers](#) > How do I create an account in the Canvas Parent app on my iOS device?

1 person found this helpful

ATTACHMENTS

Visibility:  **Guides: Mobile** • 22147 Views

Last modified on Aug 2, 2019 1:58 PM

Tags: [ios](#) [parent](#) [login](#) [parent app](#) [create account](#)

Categories: [Canvas Parent App](#)

Ratings:

Average User Rating

(0 ratings)

1

0 Comments

Related Content

[How do I link additional students to my account in the Canvas Parent app on my Android device?](#)

[How do I link additional students to my account in the Canvas Parent app on my iOS device?](#)

[How do I create an account in the Canvas Parent app on my Android device?](#)

[How do I log in to the Canvas Parent app on my Android device?](#)

[How do I log in to the Canvas Parent app on my iOS device?](#)

Recommended Content

[Quizzes.Next: Option to Grade Quiz Offline](#)

[Which browsers does Canvas support?](#)

[Visibility Icons](#)

[Publish / Unpublish ALL Option](#)

[Quizzes.Next: Add Media Recording to Text Editor](#)

Incoming Links

[Pairing Codes - FAQ PDF](#)



REFERENCE

- [Community Guidelines](#)
- [Security](#)
- [Developers](#)
- [Open Source](#)

COMPANY

- [Partners](#)
- [Jobs](#)
- [About Us](#)
- [Privacy](#)

HELP

- [Support](#)
- [Guides](#)
- [Releases](#)
- [Status](#)

[Try Canvas](#)

[Learn More](#)



© 2019 Instructure. All rights reserved

[Home](#) | [Top of page](#)