


















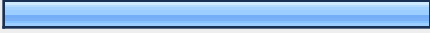

# Early Childhood Alliance of Framingham Community Survey

1. Please give us a little information about yourself and your program.			
		Response Percent	Response Count
Name:	<input type="text"/>	96.2%	50
Organization or Agency:	<input type="text"/>	96.2%	50
Address:	<input type="text"/>	98.1%	51
<b>City/Town:</b>	<input type="text"/>	<b>100.0%</b>	<b>52</b>
<b>State:</b>	<input type="text"/>	<b>100.0%</b>	<b>52</b>
ZIP/Postal Code:	<input type="text"/>	98.1%	51
Website:	<input type="text"/>	51.9%	27
Email Address:	<input type="text"/>	84.6%	44
Phone Number:	<input type="text"/>	88.5%	46
		<i>answered question</i>	<b>52</b>
		<i>skipped question</i>	<b>3</b>








2. How would you define your organization or agency? (Please check all that apply)			
		Response Percent	Response Count
Early Childhood Provider		45.7%	21
Public School		28.3%	13
Town/Government Organization		13.0%	6
Community Provider		23.9%	11
Medical Provider (pediatrician, community health center)		8.7%	4
Advocacy Organization		13.0%	6
Faith Based Organization		0.0%	0
Foundation or Funding Organization		4.3%	2
	Other (please specify)		7
	<b>answered question</b>		<b>46</b>
	<b>skipped question</b>		<b>9</b>

3. Do you provide Early Childhood Services or Programs?			
		Response Percent	Response Count
Yes		78.0%	39
No		22.0%	11
N/A		0.0%	0
	<b>answered question</b>		<b>50</b>
	<b>skipped question</b>		<b>5</b>



4. What kind of services or programs do you provide? (Please check all that apply)			
		Response Percent	Response Count
Center Based Child Care Program		64.3%	18
Family Based Child Care Program		17.9%	5
Home Visiting Program		46.4%	13
Family Support Program		50.0%	14
N/A		0.0%	0
		Other (please specify)	14
		<b>answered question</b>	<b>28</b>
		<b>skipped question</b>	<b>27</b>

5. Who do you serve? (Please check all that apply)			
		Response Percent	Response Count
Low income population		82.9%	29
Teen Parents		57.1%	20
Special Needs		74.3%	26
<b>Bilingual populations (Spanish, Portuguese, Other)</b>		<b>88.6%</b>	<b>31</b>
Families with children birth to 5 years old		65.7%	23
All ages/all populations		34.3%	12
		Other (please specify)	11
		<b>answered question</b>	<b>35</b>
		<b>skipped question</b>	<b>20</b>

**6. In your services and programs for families with children birth to 5 years, what specific ages do you serve?  
(Please check all that apply)**




		Response Percent	Response Count
Birth to 12 months		33.3%	1
12-18 months		33.3%	1
<b>18 months to 2 years</b>		<b>66.7%</b>	<b>2</b>
<b>2 years</b>		<b>66.7%</b>	<b>2</b>
<b>3 years</b>		<b>66.7%</b>	<b>2</b>
<b>4 years</b>		<b>66.7%</b>	<b>2</b>
All ages from birth to 5 years		33.3%	1
Other (please specify)			3
		<b><i>answered question</i></b>	<b>3</b>
		<b><i>skipped question</i></b>	<b>52</b>

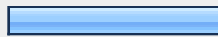
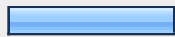
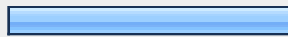
**7. What is your staff's language capacity? (Please check all that apply)**

		Response Percent	Response Count
Spanish		50.0%	2
Portuguese		0.0%	0
<b>English</b>		<b>100.0%</b>	<b>4</b>
Other (please specify)			0
		<b><i>answered question</i></b>	<b>4</b>
		<b><i>skipped question</i></b>	<b>51</b>

8. How is your program funded? (Please check all that apply)			
		Response Percent	Response Count
State or government funding	<input type="checkbox"/>	25.0%	1
Private funding	<input type="checkbox"/>	25.0%	1
Insurance	<input type="checkbox"/>	0.0%	0
<b>Self Pay</b>	<input checked="" type="checkbox"/>	<b>75.0%</b>	<b>3</b>
		Other (please specify)	0
		<b><i>answered question</i></b>	<b>4</b>
		<b><i>skipped question</i></b>	<b>51</b>

9. Our services are:			
		Response Percent	Response Count
<b>Fee based</b>	<input checked="" type="checkbox"/>	<b>100.0%</b>	<b>4</b>
Fee based on eligibility/Sliding Scale	<input type="checkbox"/>	0.0%	0
Free	<input type="checkbox"/>	0.0%	0
		Other (please specify)	0
		<b><i>answered question</i></b>	<b>4</b>
		<b><i>skipped question</i></b>	<b>51</b>

10. Are you currently able to provide services to all those eligible and seeking your services?			
		Response Percent	Response Count
Yes		68.6%	24
No		25.7%	9
N/A		8.6%	3
Comments:			8
<b>answered question</b>			<b>35</b>
<b>skipped question</b>			<b>20</b>

11. What number of requests for services do you receive in a given week?			
		Response Percent	Response Count
0-5		32.1%	9
6-10		25.0%	7
Over 10		42.9%	12
Comments:			8
<b>answered question</b>			<b>28</b>
<b>skipped question</b>			<b>27</b>

12. How do you manage those who have requested services beyond your current capacity? (Please check all that apply)

		Response Percent	Response Count
We keep a waitlist	<input checked="" type="checkbox"/>	71.4%	20
We refer to another program	<input checked="" type="checkbox"/>	71.4%	20
We keep informal notes	<input type="checkbox"/>	14.3%	4
Other (please specify)			10
		<b><i>answered question</i></b>	<b>28</b>
		<b><i>skipped question</i></b>	<b>27</b>

<b>13. In the area of Early Childhood Development: (Please check all that apply)</b>						
	<b>We provide</b>	<b>We refer</b>	<b>We know where to go</b>	<b>We don't know where to go</b>	<b>This is a need</b>	<b>Response Count</b>
Infant and Toddler Child Care	14.7% (5)	<b>55.9% (19)</b>	38.2% (13)	2.9% (1)	38.2% (13)	34
Pre-School Programs	<b>57.5% (23)</b>	40.0% (16)	17.5% (7)	2.5% (1)	17.5% (7)	40
Extended Day Services	<b>44.7% (17)</b>	39.5% (15)	26.3% (10)	2.6% (1)	18.4% (7)	38
Developmental Screenings	<b>53.8% (21)</b>	41.0% (16)	25.6% (10)	5.1% (2)	10.3% (4)	39
Special Needs Services	<b>48.7% (19)</b>	41.0% (16)	28.2% (11)	5.1% (2)	17.9% (7)	39
Early Childhood Scholarships	16.1% (5)	32.3% (10)	16.1% (5)	29.0% (9)	<b>48.4% (15)</b>	31
Funding for Early Childhood Programs	15.2% (5)	9.1% (3)	33.3% (11)	15.2% (5)	<b>57.6% (19)</b>	33
Resources for Early Childhood Programs	33.3% (12)	38.9% (14)	30.6% (11)	8.3% (3)	<b>44.4% (16)</b>	36
Policy Development and Advocacy	30.3% (10)	15.2% (5)	24.2% (8)	18.2% (6)	<b>45.5% (15)</b>	33
Drop-in Play Space	13.9% (5)	27.8% (10)	13.9% (5)	27.8% (10)	<b>50.0% (18)</b>	36
Play Groups	18.2% (6)	24.2% (8)	15.2% (5)	27.3% (9)	<b>48.5% (16)</b>	33
Other (please specify)						10
<b>answered question</b>						<b>43</b>
<b>skipped question</b>						<b>12</b>











14. In the area of Family Support: (Please check all that apply)						
	We provide	We refer	We know where to go	We don't know where to go	This is a need	Response Count
Parenting Education Classes	<b>45.9% (17)</b>	43.2% (16)	27.0% (10)	8.1% (3)	43.2% (16)	37
Parent Support Groups	38.5% (15)	30.8% (12)	23.1% (9)	10.3% (4)	<b>41.0% (16)</b>	39
Alternative Caregiver Support (family, friend or neighbor)	6.5% (2)	22.6% (7)	19.4% (6)	29.0% (9)	<b>48.4% (15)</b>	31
Teen Parent Support	17.1% (6)	<b>40.0% (14)</b>	37.1% (13)	11.4% (4)	31.4% (11)	35
Services for Homeless Families	26.5% (9)	<b>55.9% (19)</b>	47.1% (16)	0.0% (0)	29.4% (10)	34
Family Information and Resources	<b>69.2% (27)</b>	46.2% (18)	38.5% (15)	2.6% (1)	17.9% (7)	39
GED Programs	3.0% (1)	<b>51.5% (17)</b>	<b>51.5% (17)</b>	15.2% (5)	24.2% (8)	33
ESOL Programs	0.0% (0)	<b>52.9% (18)</b>	47.1% (16)	8.8% (3)	29.4% (10)	34
Money Management Services	9.7% (3)	32.3% (10)	25.8% (8)	<b>41.9% (13)</b>	32.3% (10)	31
Respite Care	0.0% (0)	<b>38.7% (12)</b>	29.0% (9)	<b>38.7% (12)</b>	35.5% (11)	31
				Other (please specify)		4
				<b>answered question</b>		<b>43</b>
				<b>skipped question</b>		<b>12</b>

15. In the area of Health: (Please check all that apply)						
	We provide	We refer	We know where to go	We don't know where to go	This is a need	Response Count
Medical/Health Care	26.5% (9)	<b>50.0% (17)</b>	47.1% (16)	2.9% (1)	23.5% (8)	34
Primary Care	14.3% (5)	<b>60.0% (21)</b>	37.1% (13)	5.7% (2)	22.9% (8)	35
Dental Care	8.6% (3)	<b>54.3% (19)</b>	42.9% (15)	5.7% (2)	31.4% (11)	35
Specialized Medical Services	6.1% (2)	<b>69.7% (23)</b>	30.3% (10)	15.2% (5)	30.3% (10)	33
WIC	0.0% (0)	<b>79.4% (27)</b>	52.9% (18)	2.9% (1)	11.8% (4)	34
Behavioral/Mental Health	15.4% (6)	<b>66.7% (26)</b>	46.2% (18)	5.1% (2)	35.9% (14)	39
Crisis Intervention	21.6% (8)	<b>62.2% (23)</b>	48.6% (18)	8.1% (3)	35.1% (13)	37
				Other (please specify)		5
				<b>answered question</b>		<b>40</b>
				<b>skipped question</b>		<b>15</b>




16. In the area of Basic Needs: (Please check all that apply)						
	We provide	We refer	We know where to go	We don't know where to go	This is a need	Response Count
Food Assistance (food stamps, food pantry)	5.3% (2)	<b>78.9% (30)</b>	57.9% (22)	2.6% (1)	23.7% (9)	38
Housing Assistance (public housing, section 8)	10.5% (4)	<b>63.2% (24)</b>	50.0% (19)	2.6% (1)	28.9% (11)	38
Transportation	30.0% (12)	37.5% (15)	32.5% (13)	10.0% (4)	<b>52.5% (21)</b>	40
Clothing Assistance	21.6% (8)	<b>56.8% (21)</b>	43.2% (16)	10.8% (4)	27.0% (10)	37
				Other Basic Needs (please specify)		9
				<b>answered question</b>		<b>41</b>
				<b>skipped question</b>		<b>14</b>

17. How much impact do the following issues have in your work with families with children birth to 5 years old?						
	no impact	minimal impact	significant impact	immense impact	Rating Average	Response Count
Crisis Intervention	9.8% (4)	<b>39.0% (16)</b>	<b>39.0% (16)</b>	12.2% (5)	2.54	41
Child Abuse and Neglect	12.2% (5)	36.6% (15)	<b>43.9% (18)</b>	7.3% (3)	2.46	41
Neighborhood Violence	25.6% (10)	<b>35.9% (14)</b>	33.3% (13)	5.1% (2)	2.18	39
Domestic Violence	10.0% (4)	32.5% (13)	<b>50.0% (20)</b>	7.5% (3)	2.55	40
Injury Prevention (lead exposure, fire safety)	20.5% (8)	<b>43.6% (17)</b>	30.8% (12)	5.1% (2)	2.21	39
Comments						9
<b>answered question</b>						<b>41</b>
<b>skipped question</b>						<b>14</b>




18. Do you provide any of the following community resources: (Please check all that apply)			
		Response Percent	Response Count
Printed Resource Directory		27.0%	10
Online Resource Directory		10.8%	4
Newsletter		62.2%	23
<b>Information/Resource Materials</b>		<b>86.5%</b>	<b>32</b>
Other (please specify)			9
<b>answered question</b>			<b>37</b>
<b>skipped question</b>			<b>18</b>

19. What languages are your materials available in? (please check all that apply)			
		Response Percent	Response Count
English		100.0%	41
Spanish		78.0%	32
Portuguese		56.1%	23
Other (please specify)		12.2%	5
		<i>answered question</i>	41
		<i>skipped question</i>	14

20. Do you hold any community events for families with children birth to 5 years old?			
		Response Percent	Response Count
Yes (please list below)		56.4%	22
No		38.5%	15
N/A		5.1%	2
		Please list your community events:	25
		<i>answered question</i>	39
		<i>skipped question</i>	16

21. Do you gather and publish any community data and research regarding families with children birth to 5 years old?			Response Percent	Response Count
Yes (please list below)			17.1%	7
No			70.7%	29
N/A			12.2%	5
Please list the data you publish:				10
			<b>answered question</b>	<b>41</b>
			<b>skipped question</b>	<b>14</b>

22. Please list below the top three priorities you feel the Alliance should focus on to improve the lives of families with children birth to 5 years old in our community:		Response Count
		37
		<b>answered question</b>
		<b>37</b>
		<b>skipped question</b>
		<b>18</b>

23. We welcome your participation and invite you to join us in this effort. Would you like to join the Alliance?			Response Percent	Response Count
Yes			44.4%	16
No			27.8%	10
I need more information			27.8%	10
Other (please specify)				7
			<b>answered question</b>	<b>36</b>
			<b>skipped question</b>	<b>19</b>

24. If you have any additional information, thoughts, or suggestions about programs and services for families with children birth to 5, please add below: We appreciate your time and input. Please visit our website for more information about the Early Childhood Alliance of Framingham.

		Response Count
		7
	<i>answered question</i>	7
	<i>skipped question</i>	48