

Resources / Chromebook Login Instructions

 framingham.k12.ma.us/Page/8767

If you have additional Technology and Chromebook related questions beyond logging in - please visit these [Technology FAQs](#). (translations coming soon)

Collapse All

- **English: How to Login to District Provided Chromebook**

Chromebooks use a school email/Google account as the username and the password associated with that account to sign in. **These devices will ONLY work with a school / District issued log in. The user name is the child's school email account.**

Personal gmail accounts will not work. The account format for a school email account is first initial, last name (up to 15 characters, use both last names, if there are two) and the last 4 digits of the student's LASID (or lunch number) @fpsed.org.

Example: Student Name = Jose Da Silva LASID= 123456

Email= jdasilva3456@fpsed.org

If you need help with determining your student's email account, please contact your school or their teacher and that information can be provided. You can also find their username in Aspen X2 under MyInfo.

Students grades 3-12 should know their email and passwords and sign in just like they regularly do at school. If a student has forgotten their email or password or needs their password to be reset - please contact your school or child's teacher and they will put in a request to have the password changed. It should be reset within 24 Hrs. You will be contacted with the new password information.

BLOCKS Students and Grades K-2 have been accustomed to going onto the Chromebooks at school while in 'Kiosk mode'. At home they will need to sign in with their school Google account and will need adult assistance to learn how to access. Their email is in the same format as all students but their password has been set to their DOB in the format of year, month, day. (YYYYMMDD). Example: January 7, 2014 = 20140107

Any student that has never signed into their school email/Google account in the past will see a Google agreement come on screen upon sign in before they can proceed on the Chromebook. Please scroll down and accept the agreement to access the device.

First Time Logging In:



Sign in

Apps and sites can ask you for permission to use some of your Google Account info. [Learn more](#)

If you don't want sites or apps to use your account info, you can sign in as a guest or browse the web in an [incognito window](#).

[Forgot email?](#)

[Create account](#)

Next

Enter username and click next



Welcome

  @fpsed.org

[Forgot password?](#)

Next

Enter password and click next.



Welcome

  @fpsed.org

We publish the [Google Terms of Service](#) and the [Google Chrome Terms of Service](#) so that you know what to expect as you use our services. By clicking 'I Agree,' you agree to these terms.

You are also agreeing to the [Google Play Terms of Service](#) to enable discovery and management of apps.

And remember, the [Google Privacy Policy](#) and the [Google Chrome Privacy Notice](#) describes how Google handles information generated as you use Google services. You can always visit your Google Account ([account.google.com](#)) to take a Privacy Checkup or to adjust your privacy controls.

I agree

If you see this Google agreement, please scroll down and click 'Accept' to access the device.



Welcome

Welcome to your new account

Welcome to your new account: [redacted] @fpsed.org. Your account is compatible with many **Google services** (<https://support.google.com/a/answer/181865>), but your fpsed.org administrator decides which services you may access using your account. For tips about using your new account, visit the **Google Help Center** (<https://support.google.com/a/users/answer/161937>).

When you use Google services, your domain administrator will have access to your [redacted] @fpsed.org account information, including any data you store with this account in Google services. You can learn more here (<https://support.google.com/accounts/answer/181692>), or by consulting your organization's privacy policy, if one exists. You can choose to maintain a separate account for your personal use of any Google services, including email. If you have multiple Google accounts, you can **manage which account you use with Google services and switch between them** (<https://www.google.com/safetycenter/everyone/start/accounts/>) whenever you choose. Your username and profile picture can help you ensure that you're using the intended account.

If your organization provides you access to the G Suite **core services** (https://www.google.com/apps/intl/en/terms/user_features.html), your use of those services is governed by your organization's G Suite agreement. Any other Google services your administrator enables ("Additional Services") are available to you under the **Google Terms of Service** (<https://accounts.google.com/TOS>) and the **Google Privacy Policy** (<https://www.google.com/policies/privacy/>). Certain Additional Services may also have **service-specific terms** (<https://support.google.com/a/answer/181865>). Your use of any services your administrator allows you to access constitutes acceptance of applicable service-specific terms.

Click "Accept" below to indicate that you understand this description of how your [redacted] @fpsed.org account works and agree to the **Google Terms of Service** (<https://accounts.google.com/TOS>) and the **Google Privacy Policy** (<https://www.google.com/policies/privacy/>).

Accept

- Español: ¿Cómo iniciar sesión en el Chromebook de la escuela?

Los Chromebooks usan el correo electrónico de la escuela/cuenta de Google como nombre de usuario y la contraseña asociada con esa cuenta para iniciar sesión. **Estos dispositivos SOLO funcionarán con un inicio de sesión emitido por la escuela/distrito. El nombre de usuario es la cuenta de correo electrónico del niño emitido por la escuela. Las cuentas personales de gmail no funcionarán.** El formato de la cuenta de correo electrónico de la escuela es la primera inicial, el apellido (hasta 15 caracteres, use ambos apellidos, si tiene dos) y los últimos 4 dígitos del LASID (o número de almuerzo) del estudiante @ fpsed.org.

Ejemplo: Nombre del estudiante = Jose Da Silva LASID= 123456

Correo electrónico= jdasilva3456@fpsed.org

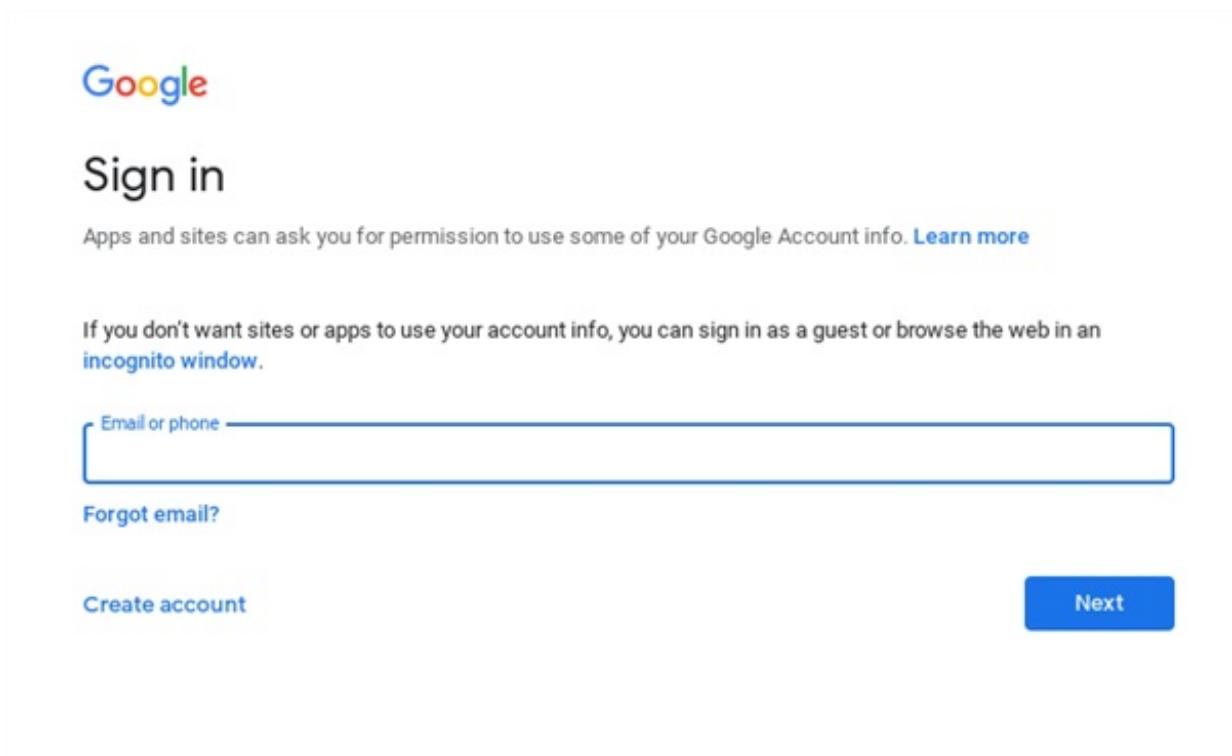
Si necesita ayuda para determinar la cuenta de correo electrónico de su estudiante, comuníquese con su escuela o con su maestro y se le proporcionará esa información. También puede encontrar su nombre de usuario en Aspen X2 en MyInfo.

Los estudiantes de los grados 3º a 12º deben conocer su correo electrónico y sus contraseñas y registrarse como lo hacen regularmente en la escuela. Si un estudiante ha olvidado su correo electrónico o contraseña, o necesita que se restablezca su contraseña, comuníquese con la escuela o el maestro de su hijo/a y ellos solicitarán que se cambie su contraseña. Deberá cambiarla dentro de 24 horas. Será contactado con la nueva información de contraseña.

Los estudiantes de BLOCKS y los grados Kínder a 2º están acostumbrados a usar los Chromebooks en la escuela mientras están en "modo Quiosco". En casa, deberán iniciar sesión con la cuenta de Google de su escuela y necesitarán asistencia de un adulto para aprender cómo acceder. Su correo electrónico está en el mismo formato que todos los estudiantes, pero su contraseña se ha establecido como su fecha de nacimiento en el formato de año, mes y día. (AAAAMMDD). Ejemplo: 7 de enero de 2014 = 20140107

Cualquier estudiante que nunca haya iniciado sesión en el correo electrónico de su escuela/cuenta de Google en el pasado verá un acuerdo de Google en la pantalla al iniciar sesión antes de poder continuar en el Chromebook. Desplácese hacia abajo y acepte el acuerdo para acceder al dispositivo.

Primera vez que inicia sesión:



Google

Sign in

Apps and sites can ask you for permission to use some of your Google Account info. [Learn more](#)

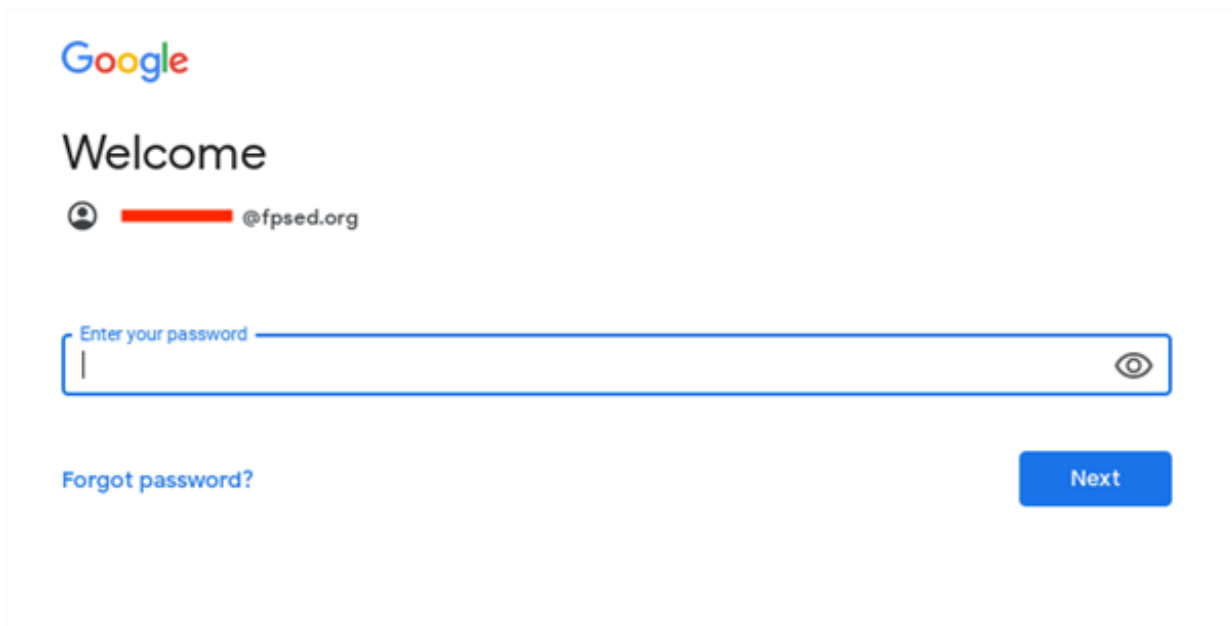
If you don't want sites or apps to use your account info, you can sign in as a guest or browse the web in an [incognito window](#).

[Forgot email?](#)

[Create account](#)

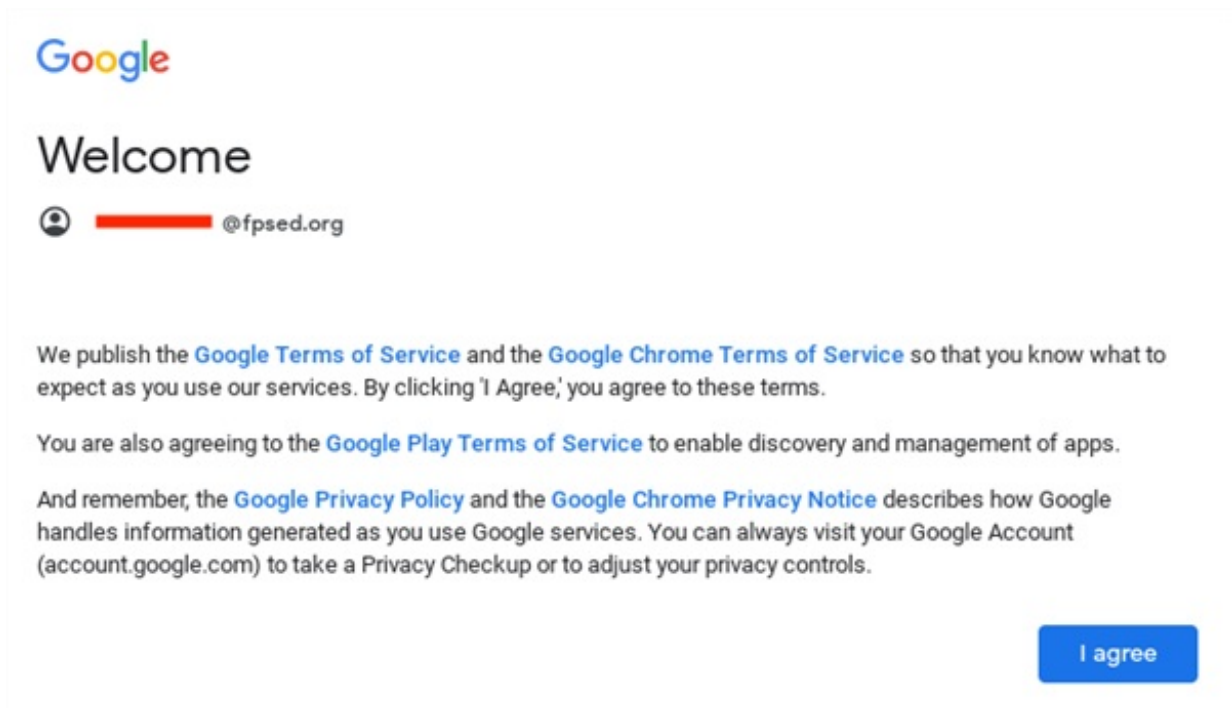
[Next](#)

Ingrese el nombre de usuario y haga clic en "Next" (siguiente).



The image shows a Google login interface. At the top is the Google logo. Below it is the word "Welcome" and a profile icon with a red bar and the email address "@fpsed.org". A password input field is present with the placeholder text "Enter your password" and a single character "|". To the right of the field is an eye icon for toggling visibility. Below the field is a link "Forgot password?" and a blue button labeled "Next".

Ingrese la contraseña y haga clic en "Next" (siguiente).



The image shows a Google login interface with terms of service. At the top is the Google logo. Below it is the word "Welcome" and a profile icon with a red bar and the email address "@fpsed.org". The main content consists of three paragraphs of text explaining the terms of service, including links to "Google Terms of Service", "Google Chrome Terms of Service", "Google Play Terms of Service", "Google Privacy Policy", and "Google Chrome Privacy Notice". At the bottom right is a blue button labeled "I agree".

Si ve este acuerdo de Google, desplácese hacia abajo y haga clic en "Accept" (aceptar) para acceder al dispositivo.



Welcome

Welcome to your new account

Welcome to your new account: [redacted] @fpsed.org. Your account is compatible with many **Google services** (<https://support.google.com/a/answer/181865>), but your fpsed.org administrator decides which services you may access using your account. For tips about using your new account, visit the **Google Help Center** (<https://support.google.com/a/users/answer/161937>).

When you use Google services, your domain administrator will have access to your [redacted] @fpsed.org account information, including any data you store with this account in Google services. You can learn more here (<https://support.google.com/accounts/answer/181692>), or by consulting your organization's privacy policy, if one exists. You can choose to maintain a separate account for your personal use of any Google services, including email. If you have multiple Google accounts, you can **manage which account you use with Google services and switch between them** (<https://www.google.com/safetycenter/everyone/start/accounts/>) whenever you choose. Your username and profile picture can help you ensure that you're using the intended account.

If your organization provides you access to the G Suite **core services** (https://www.google.com/apps/intl/en/terms/user_features.html), your use of those services is governed by your organization's G Suite agreement. Any other Google services your administrator enables ("Additional Services") are available to you under the **Google Terms of Service** (<https://accounts.google.com/TOS>) and the **Google Privacy Policy** (<https://www.google.com/policies/privacy/>). Certain Additional Services may also have **service-specific terms** (<https://support.google.com/a/answer/181865>). Your use of any services your administrator allows you to access constitutes acceptance of applicable service-specific terms.

Click "Accept" below to indicate that you understand this description of how your [redacted] @fpsed.org account works and agree to the **Google Terms of Service** (<https://accounts.google.com/TOS>) and the **Google Privacy Policy** (<https://www.google.com/policies/privacy/>).

Accept

- Português: Como fazer o login ao Chromebook fornecido pela escola?

Os Chromebooks usam um email/conta do Google da escola como usuário e a senha associada a essa conta para se conectar. **Estes aparelhos SOMENTE irão funcionar com um login criado pela escola/Distrito. O usuário é a conta de**

e-mail da criança, da escola. Contas pessoais de gmail não vão funcionar. O formato da conta de e-mail da escola é a letra inicial do primeiro nome, sobrenome (até 15 caracteres, se tiver dois sobrenomes, use ambos) e os últimos 4 dígitos da LASID do aluno (ou número do almoço)@fpsed.org.

Exemplo: Nome do aluno = Jose Da Silva LASID= 123456

E-mail= jdasilva3456@fpsed.org

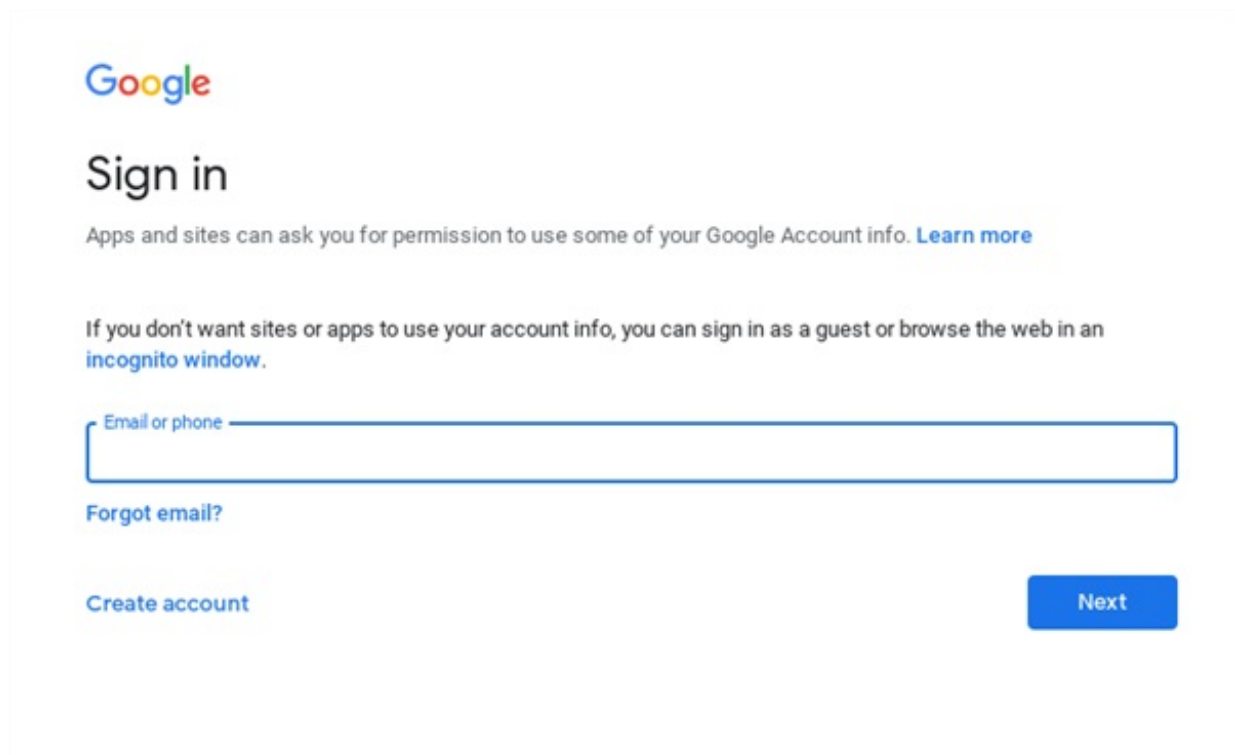
Se você precisar de ajuda com a conta de e-mail de seu(a) filho(a), favor entrar em contato com a escola ou com o(a) professor(a) para obter a informação. Você também pode encontrar o usuário dele no Aspen X2 dentro de "Myinfo."

Alunos das 3^a -12^a séries **devem saber seus próprios e-mails e senhas e podem se conectar da mesma forma que fariam regularmente na escola. Se um aluno esqueceu seu e-mail ou senha ou precise trocar sua senha - favor entrar em contato com a escola ou com o(a) seu(a) professor(a) e eles farão uma solicitação para mudança de senha. A senha deve ser trocada dentro de 24 horas. Você será contactado com a informação da nova senha.**

Alunos da BLOCKS e das séries K-2^a foram acostumados a se conectarem em seus Chromebooks na escola em 'Kiosk mode' (modo Quiosque). Em casa, eles vão precisar se conectar com sua conta do Google da escola e vão precisar da ajuda de um adulto para aprender como acessar. O e-mail deles está no mesmo formato de todos os alunos, mas suas senhas foram feitas com suas datas de nascimento no formato ano, mês, dia. (AAAAMMDD). Exemplo: 7 de janeiro, 2014 = 20140107

Qualquer aluno que esteja fazendo o login no seu e-mail/conta do google pela primeira vez vai ver um contrato do Google aparecer na tela depois de entrar, antes de poder prosseguir no Chromebook. Favor rolar para baixo e aceitar o contrato para ter acesso ao dispositivo.

Fazer o Login Pela Primeira Vez:



Google

Sign in

Apps and sites can ask you for permission to use some of your Google Account info. [Learn more](#)

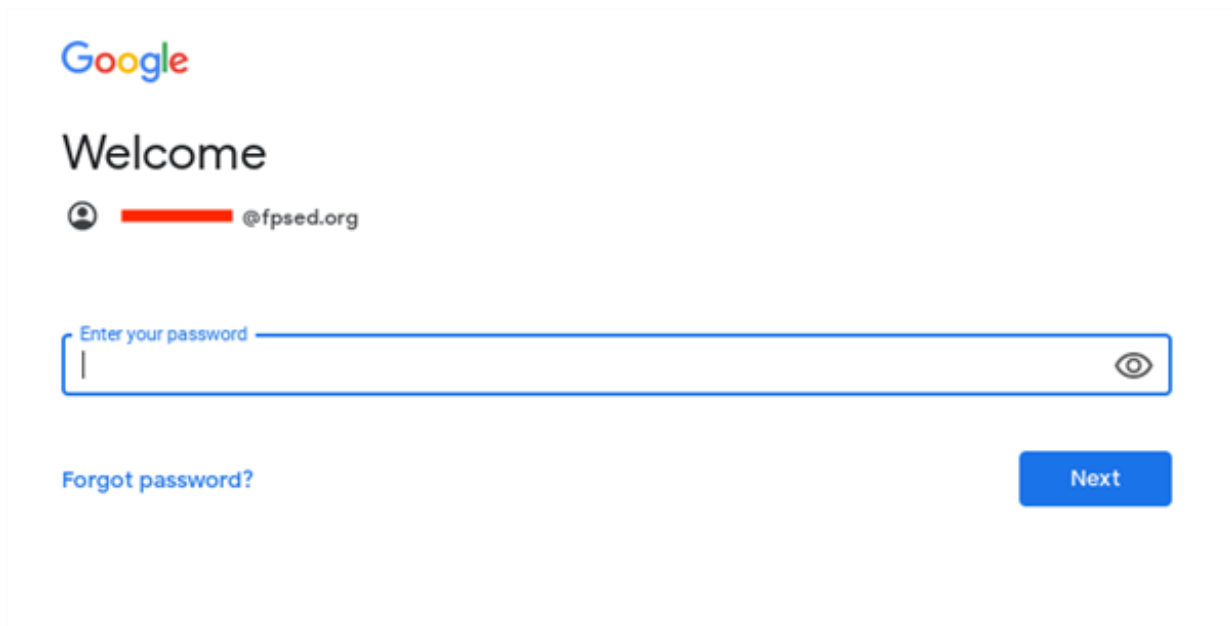
If you don't want sites or apps to use your account info, you can sign in as a guest or browse the web in an [incognito window](#).

Email or phone

[Forgot email?](#)

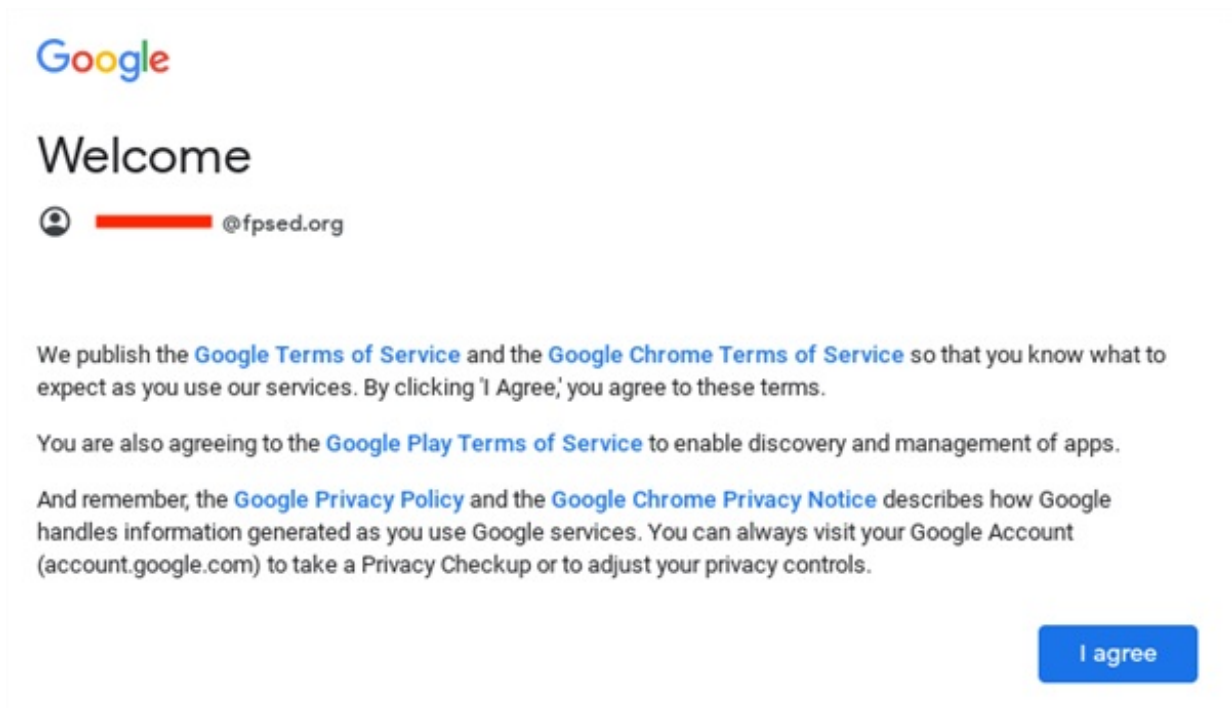
[Create account](#) [Next](#)

Digite o nome de usuário e clique 'next' (continue).



The image shows a Google login interface. At the top is the Google logo. Below it, the word "Welcome" is displayed. Underneath "Welcome" is a profile icon, a red bar representing the email address, and the text "@fpsed.org". A large text input field is present with the placeholder text "Enter your password" and a single vertical bar indicating the cursor. To the right of the input field is an eye icon for toggling password visibility. Below the input field, there is a link "Forgot password?" on the left and a blue button labeled "Next" on the right.

Coloque a senha e clique 'next' (continue).



The image shows a Google login interface with terms of service. At the top is the Google logo. Below it, the word "Welcome" is displayed. Underneath "Welcome" is a profile icon, a red bar representing the email address, and the text "@fpsed.org". Below this, there are three paragraphs of text. The first paragraph states: "We publish the [Google Terms of Service](#) and the [Google Chrome Terms of Service](#) so that you know what to expect as you use our services. By clicking 'I Agree,' you agree to these terms." The second paragraph states: "You are also agreeing to the [Google Play Terms of Service](#) to enable discovery and management of apps." The third paragraph states: "And remember, the [Google Privacy Policy](#) and the [Google Chrome Privacy Notice](#) describes how Google handles information generated as you use Google services. You can always visit your Google Account (account.google.com) to take a Privacy Checkup or to adjust your privacy controls." At the bottom right, there is a blue button labeled "I agree".

Se você vir esse contrato do Google, role para baixo e clique 'Accept' (aceito) para ter acesso ao dispositivo.



Welcome

Welcome to your new account

Welcome to your new account: [redacted] @fpsed.org. Your account is compatible with many **Google services** (<https://support.google.com/a/answer/181865>), but your fpsed.org administrator decides which services you may access using your account. For tips about using your new account, visit the **Google Help Center** (<https://support.google.com/a/users/answer/161937>).

When you use Google services, your domain administrator will have access to your [redacted] @fpsed.org account information, including any data you store with this account in Google services. You can learn more here (<https://support.google.com/accounts/answer/181692>), or by consulting your organization's privacy policy, if one exists. You can choose to maintain a separate account for your personal use of any Google services, including email. If you have multiple Google accounts, you can **manage which account you use with Google services and switch between them** (<https://www.google.com/safetycenter/everyone/start/accounts/>) whenever you choose. Your username and profile picture can help you ensure that you're using the intended account.

If your organization provides you access to the G Suite **core services** (https://www.google.com/apps/intl/en/terms/user_features.html), your use of those services is governed by your organization's G Suite agreement. Any other Google services your administrator enables ("Additional Services") are available to you under the **Google Terms of Service** (<https://accounts.google.com/TOS>) and the **Google Privacy Policy** (<https://www.google.com/policies/privacy/>). Certain Additional Services may also have **service-specific terms** (<https://support.google.com/a/answer/181865>). Your use of any services your administrator allows you to access constitutes acceptance of applicable service-specific terms.

Click "Accept" below to indicate that you understand this description of how your [redacted] @fpsed.org account works and agree to the **Google Terms of Service** (<https://accounts.google.com/TOS>) and the **Google Privacy Policy** (<https://www.google.com/policies/privacy/>).

Accept