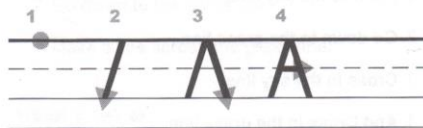


Capital Letter Formation Guide

It is important to use this guide while helping your child with homework. If we all use the same language when forming letters, your child will be more successful. Please use the picture below as a model for proper pencil grip.

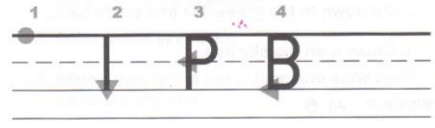


Letter Formation for A



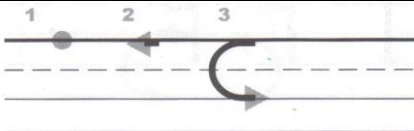
1. Point to the sky line.
2. Slide back to the grass line.
3. Start back at the sky line and slide down to the grass line.
4. Cross on the plane line.

Letter Formation for B



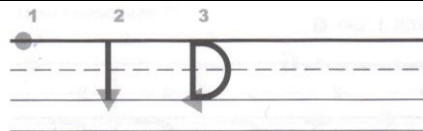
1. Point to the skyline.
2. Go down to the grass line.
3. Start back at the skyline and go around to the plane line.
4. And around again to the grass line.

Letter Formation for C



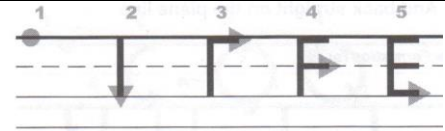
1. Point to the sky line.
2. Fly back on the sky line.
3. And down around to the grass line.

Letter Formation for D



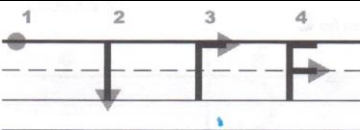
1. Point to the sky line.
2. Go down to the grass line.
3. Start back on the sky line and go all the way around to the grass line.

Letter Formation for E



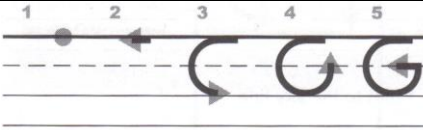
1. Point to the sky line.
2. Go down to the grass line.
3. Make a line on the sky line.
4. Make a line on the plane line.
5. And a line on the grass line.

Letter Formation for F



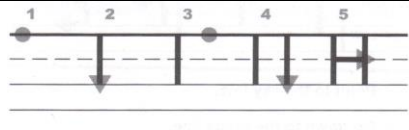
1. Point to the sky line.
2. Go down to the grass line.
3. Make a line on the sky line.
4. Make a line on the plane line.

Letter Formation for G



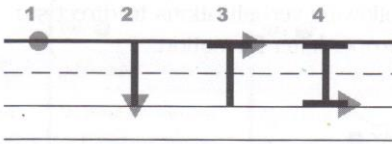
1. Point to the sky line.
2. Fly back on the sky line.
3. Around to the grass line.
4. Up to the plane line.
5. And back straight on the plane line.

Letter Formation for H



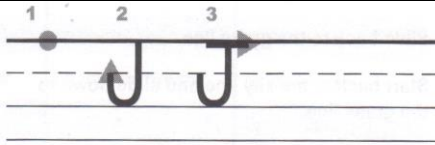
1. Point to the sky line.
2. Go down to the grass line.
3. Leave a space and point to the sky line.
4. Go down to the grass line.
5. Cross straight on the plane line.

Letter Formation for I



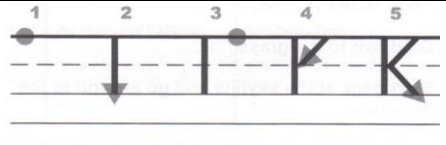
1. Point to the sky line.
2. Go down to the grass line
3. Cross in the sky line.
4. And Cross in the grass line.

Letter Formation for J



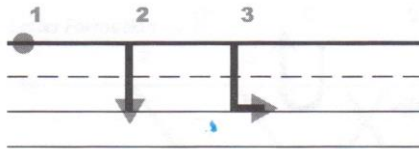
1. Point to the sky line.
2. Go down to the grass line and curve back.
3. Cross it on the sky line.

Letter Formation for K



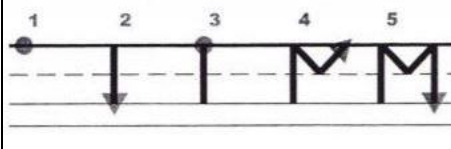
1. Point to the sky line.
2. Go down to the grass line.
3. Leave a space and point to the sky line.
4. Slide back to the plane line.
5. Slide over to the grass line.

Letter Formation for L



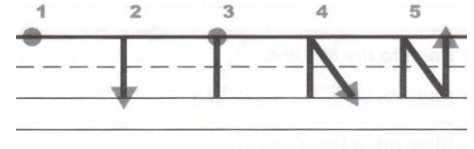
1. Point to the sky line.
2. Go down to the grass line.
3. Make a line across the grass line.

Letter Formation for M



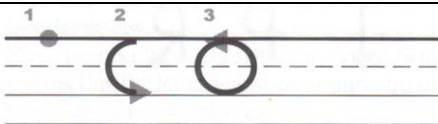
1. Point to the sky line.
2. Go down to the grass line.
3. Point to the sky line.
4. Slide down to the plane line, and slide back up to the sky line.
5. Go down to the grass line.

Letter Formation for N



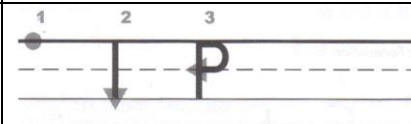
1. Point to the sky line.
2. Go down to the grass line.
3. Point to the sky line.
4. Slide down to the grass line.
5. Go straight up to the sky line.

Letter Formation for O



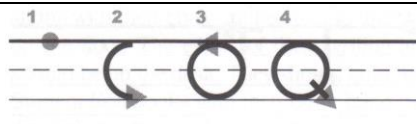
1. Point to the sky line.
2. Trace back, then down around to the grass line.
3. And around back up to the sky line.

Letter Formation for P



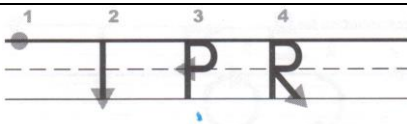
1. Point to the sky line.
2. Go down to the grass line.
3. Point to the sky line and go around to the plane line.

Letter Formation for Q



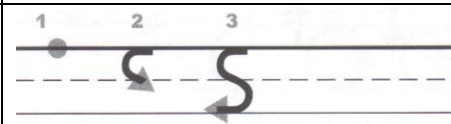
1. Point to the sky line.
2. Trace back, then down around to the grass line.
3. And around back up to the sky line.
4. Make a tail.

Letter Formation for R



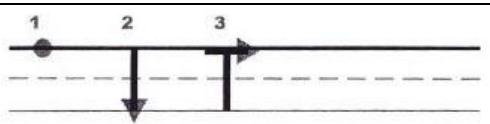
1. Point to the sky line.
2. Go down to the grass line.
3. Point to the sky line and go around to the plane line.
4. And slide down to the grass line.

Letter Formation for S



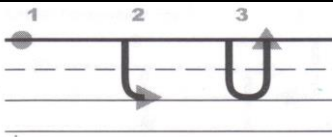
1. Point to the sky line.
2. Trace back and curve in to the plane line.
3. And curve back to the grass line.

Letter Formation for T



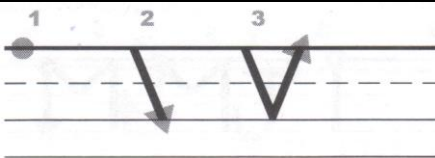
1. Point to the sky line.
2. Go down to the grass line.
3. Cross on the sky line.

Letter Formation for U



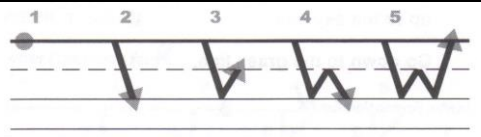
1. Point to the sky line.
2. Go to the grass line and
3. Curve up to the sky line.

Letter Formation for V



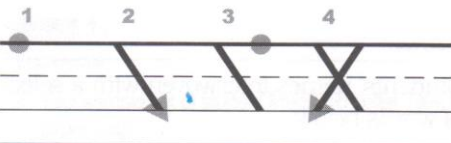
1. Point to the sky line.
2. Slide down to the grass line and
3. Slide back up to the sky line.

Letter Formation for W



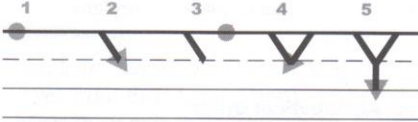
1. Point to the sky line.
2. Slide down to the grass line.
3. Slide up to the plane line.
4. Back down to the grass line.
5. And slide all the way back to the sky line.

Letter Formation for X



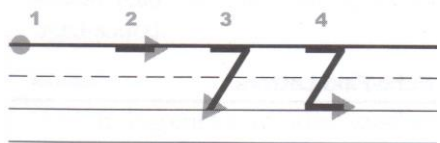
1. Point to the sky line.
2. Slide down to the grass line.
3. Leave a space and point to the sky line.
4. Slide back down to the grass line.

Letter Formation for Y



1. Point to the sky line.
2. Slide down to the plane line.
3. Leave a space and point to the sky line.
4. And then slide back to the plane line.
5. Go straight down to the grass line.

Letter Formation for Z



1. Point to the sky line.
2. Make a line.
3. And then slide back to the grass line.
4. And make a line.